



Product Update

August 2019

v1.5.22

recollective.com





Chart Customizations

Chart Customizations



New data table per chart permits extensive customizations that can be saved and exported

Available customizations:

- Chart title and sub-title editing
- Chart type / orientation (e.g. vertical bar chart)
- Data label appearance (values or percentages)
- Rename, re-color or hide items (e.g. choices, column, rows, cards, groups, ratings, etc.)
- Group multiple items (data is instantly combined in the summary table and its related chart)
- Sort items dynamically (e.g. by value, name, etc.)

1

Shopping Exercise

Please rate each part of the item

Save

Cancel

Reset Titles

2

Bar: Horizontal

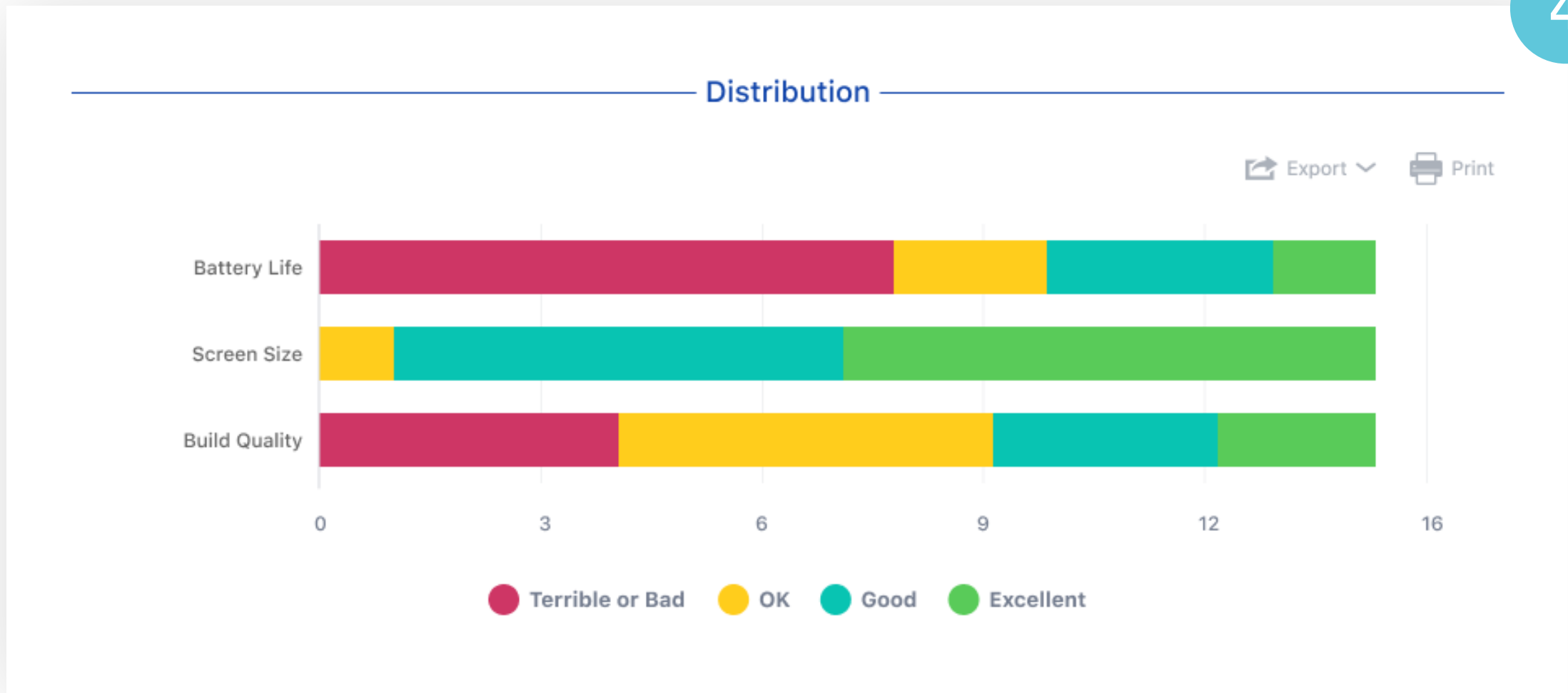
Bar: Vertical

Pie Chart

Percentage

Value

4



3

Summary Data

Columns

Hide Color Group Export Save Changes Reset

Column ↓	Color	Label	Count	Percentage
1,2	Red	Terrible or Bad	12	28.6%
3	Yellow	OK	8	19%
4	Teal	Good	14	33.3%
5	Green	Excellent	8	19%

Rows


Hide Color Group Export

Row ↓	Color	Label	Terrible or Bad	OK	Good	Excellent	Average
1	Green	Battery Life	8 (66.7%)	7 (25.9%)	7 (25.9%)	5 (18.5%)	3.2
2	Teal	Screen Size		1 (14.3%)	5 (71.4%)	1 (14.3%)	4
3,4	Blue	Build Quality	4 (33.3%)		2 (25%)	2 (25%)	3



Default Chart Color Theme

Default Chart Color Theme



Ability to customize chart colours for an entire study plus a new “Bright” chart theme


- New option in **Study Settings > Appearance**
- Two preset themes available: **Pastel** and **Bright**
- Colors can be **edited** and **re-ordered**
- Colors can be **added** or **removed** (12 to 36 colors)

BACK

Appearance

Study Name


Hide study name in header

Study Address 


External Study ID
 Optional identifier for your study or project that can be specified as the dynamic field {esid}

Color Theme
 Customize color theme

Chart Colors
 Customize chart colors



Study Logo
 Maximum dimensions are 560px wide by 200px tall. The logo will be automatically reduced to fit within 280px by 100px for most browsers. Only iOS devices with high resolution "Retina" displays will see the larger version.

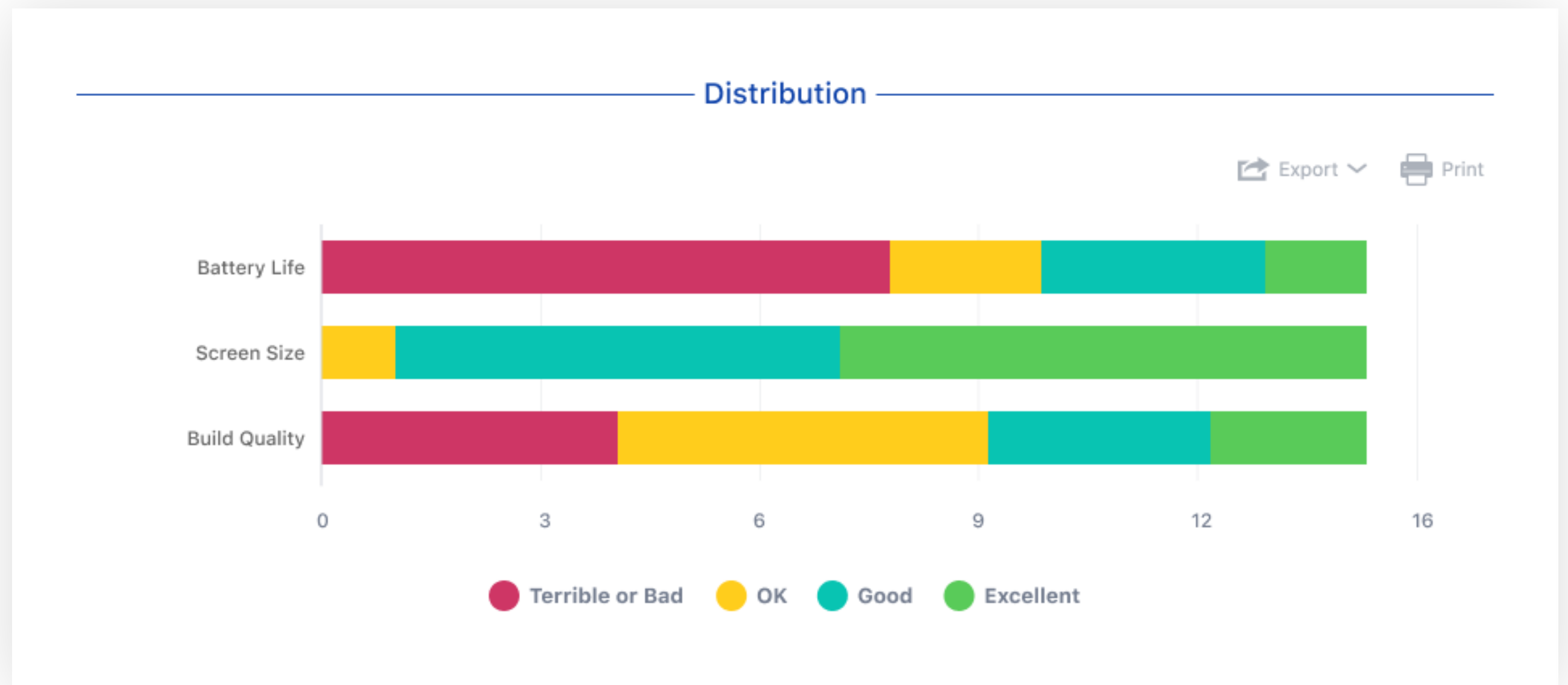
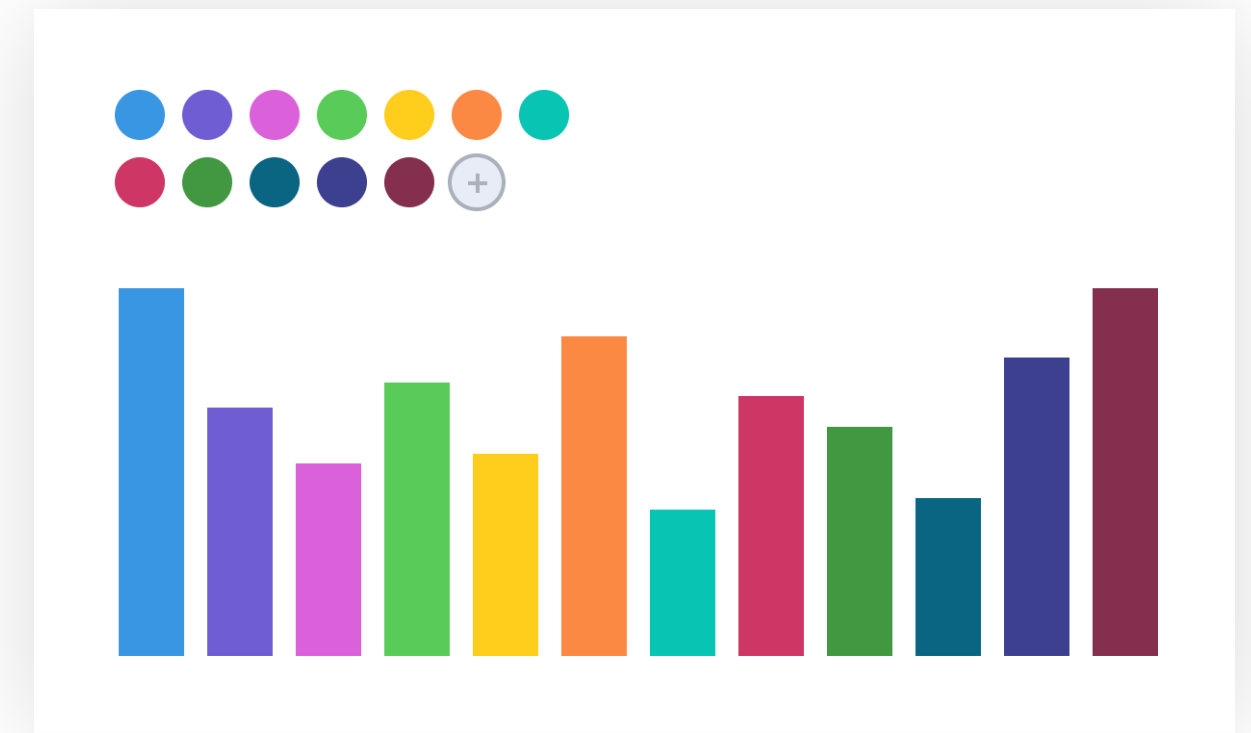
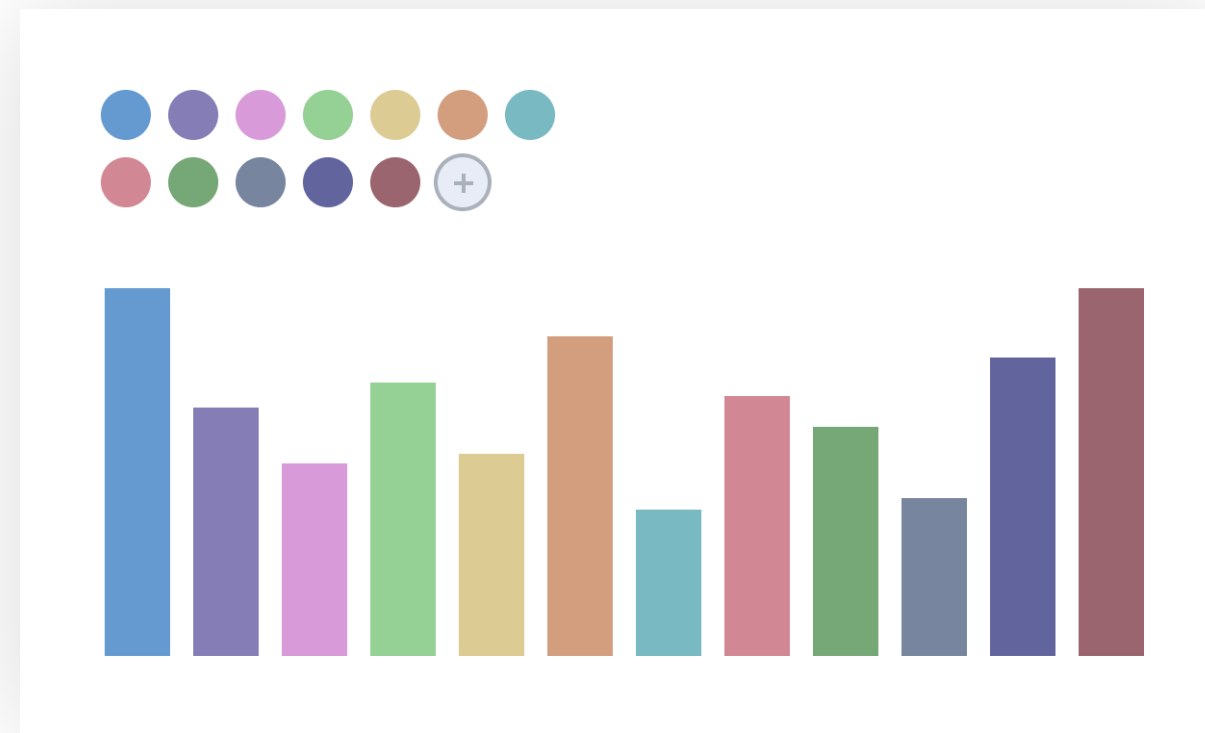
 Add Photo

#CC0000

COLOR

SATURATION

LIGHTNESS





Additional Improvements

Additional Improvements



We've also included many smaller improvements to Recollective's usability, scale and performance:

- Ability to **paste** values during setup of **Grid** tasks (columns and rows) and **Sort & Rank** tasks (cards and groups)
- **Video Minute** usage warning now appears if **above 80%** (usage tracking has been re-located to **Subscriptions**)
- **Real-Time Activity**: Improved charts for **Polls**
- Larger default size for **Photo** and **Video** task attachments
- *Plus many more usability tweaks and bug fixes*

Request a demonstration
at recollective.com

